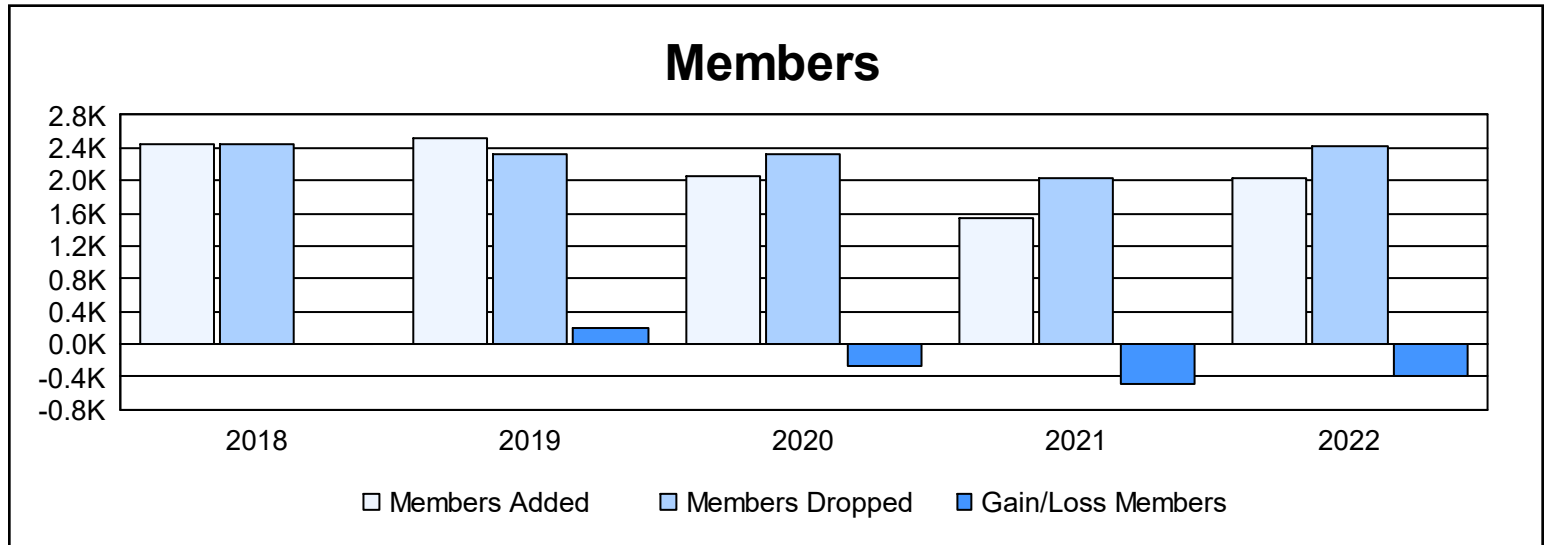
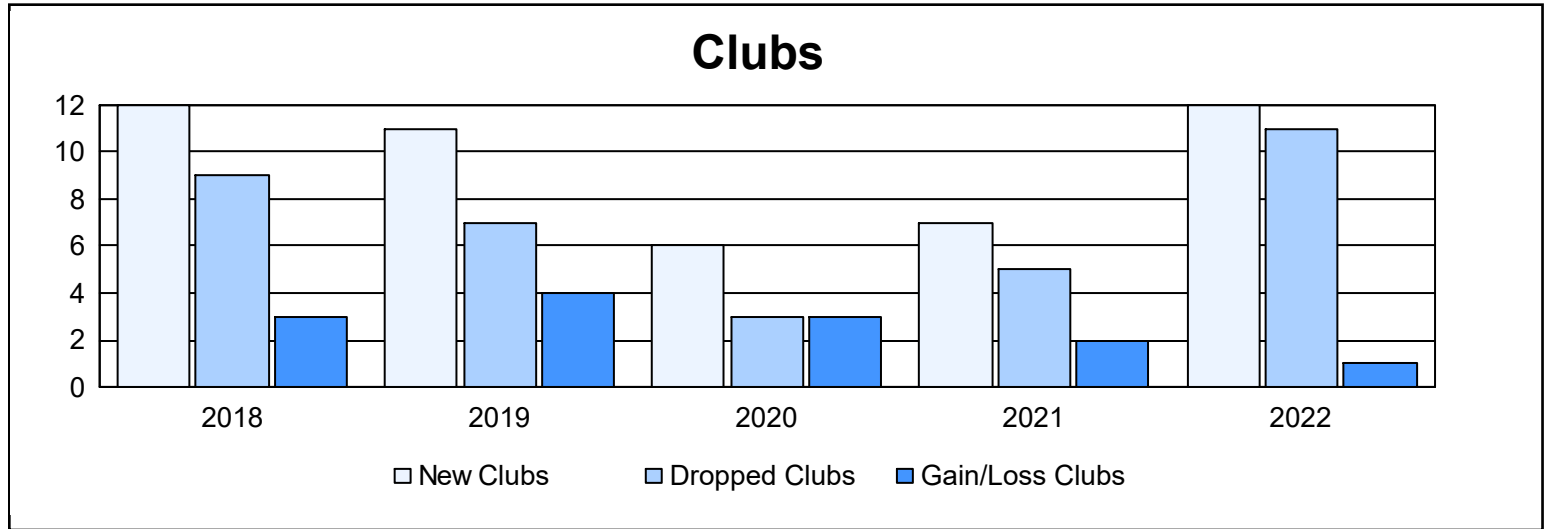
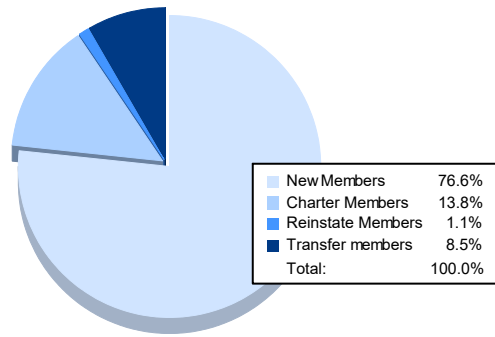


Year	New Clubs	Dropped Clubs	Gain/ Loss Clubs	New Members	Charter Members	Reinstate Members	Transfer Members	Total Member Added	Total Members Dropped	Gain/ Loss Members
2017-2018	12	9	3	1,986	267	33	154	2,440	2,433	7
2018-2019	11	7	4	1,969	308	26	209	2,512	2,318	194
2019-2020	6	3	3	1,721	155	24	158	2,058	2,332	-274
2020-2021	7	5	2	1,174	165	35	173	1,547	2,035	-488
2021-2022	12	11	1	1,559	281	22	172	2,034	2,411	-377
Average	10	7	3	1,682	235	28	173	2,118	2,306	-188



Membership Composition June 2022 Cumulative



Gender Composition June 2022 Cumulative

